














Online Safety: Cyber Superheroes

Aim: Use technology safely, respectfully and responsibly; recognise acceptable/unacceptable behaviour; identify a range of ways to report concerns about content and contact in the context of creating an online safety character. To create an online safety superhero character.	Success Criteria: I can design a character that represents at least one aspect of online safety. I can use what I have learnt about online safety to explain what behaviour my superhero will look for. I can apply what I have learnt to write a 'top tip' for online safety.	Resources: Lesson Pack
	Key/New Words: Online, e-Safety, profiles, social media, account, register, private, public, digital citizenship, responsibility, search engine, plagiarism, cyberbullying.	Preparation: What's Important? Planning Sheet - per child Differentiated Cyber Superheroes Activity Sheet - per child

Prior Learning: Children should have completed lessons 1-5 in this unit.


Learning Sequence

	Review: Recap the previous lessons in this unit. Can children accurately describe the terms on the Lesson Presentation?	
	Who's Responsible? Ask children about who is responsible for online safety. Discuss who we could teach our online safety knowledge to.	
	What Do People Need to Know? Children choose at least one element of online safety, shown on the Lesson Presentation, to teach people about. Introduce the task and how to use the What's Important? Planning Sheet. Children then use the sheet to plan their ideas.	
 <div style="display: flex; justify-content: space-around; margin-top: 20px;"> <div style="text-align: center;">  <p>Children design their superhero and add information related to their chosen element of online safety using the structured sentence starters.</p> </div> <div style="text-align: center;">  <p>Children design their superhero and add information related to two chosen elements of online safety using the structured sentence starters.</p> </div> <div style="text-align: center;">  <p>Children design their superhero and add information related to two chosen elements of online safety. They add additional information about what children can do to help their superhero.</p> </div> </div>		
	Get the Message! Children display their superheroes around school. You may choose to make a display in a computer room or spread them throughout the school building.	

Taskit

Teachit: Children introduce their superhero to younger children in school.

Writeit: Create a catchphrase or short speech for their superhero.



Computing

Online Safety



Aim

- To create an online safety superhero character.

Success Criteria

- I can design a character that represents at least one aspect of online safety.
- I can use what I have learnt about online safety to explain what behaviour my superhero will look for.
- I can apply what I have learnt to write a 'top tip' for online safety.

Review



What do each of these terms mean?

cyberbullying plagiarism

search engine

digital citizen

private information

Review

cyberbullying – When someone is bullied through any digital method, e.g. phone, email, social media, messaging services. It might include sending things to the person directly or purposely sharing mean things about them online.

digital citizen – Anyone who interacts with anything online. We should treat people online the same way we would treat people in real life.



Review



search engine – A website or app used to search for content.



private information – Any information that may be unsafe to share online: addresses, full names, bank details, etc.




plagiarism – Using other people's work without permission and pretending it's your own.



Who's Responsible?

Who is responsible for helping people stay safe online?

All of us!



Who's Responsible?

We all have to be responsible for staying safe online. Today, we are going to get the message to other people about staying safe online.

Who could we help with our online safety message?



Parents?



Younger children?



Friends?

What Do People Need to Know?



Decide which of these elements you will tell people about. Do any of them go together?

cyberbullying plagiarism

search engines

digital citizenship

keeping information private

What Do People Need to Know?



Today, you will be designing an online superhero character. Your character will be a superhero who will be in charge of teaching people about at least one of the areas we have looked at.



You will need to plan your character. You will be creating your own character make sure you work with a partner while you plan, to check each other's work.

What's Important?

Use this sheet to plan the information that you will include in your Cyber Superhero design.

My character is called: _____

Which area(s) of online safety does your superhero help with?

Which online safety mistakes are they always willing to help with?

Which responsible online behaviors will they give you the thumbs up for?

What is their number one piece of advice for staying safe online?

Cyber Superheroes



Now, design your superhero. Use your planning sheet so that you don't forget which information you need to include.

Cyber Superheroes


My superhero is called _____

They are in charge of _____

My number one piece of advice is _____

They will always give you a thumbs up for _____

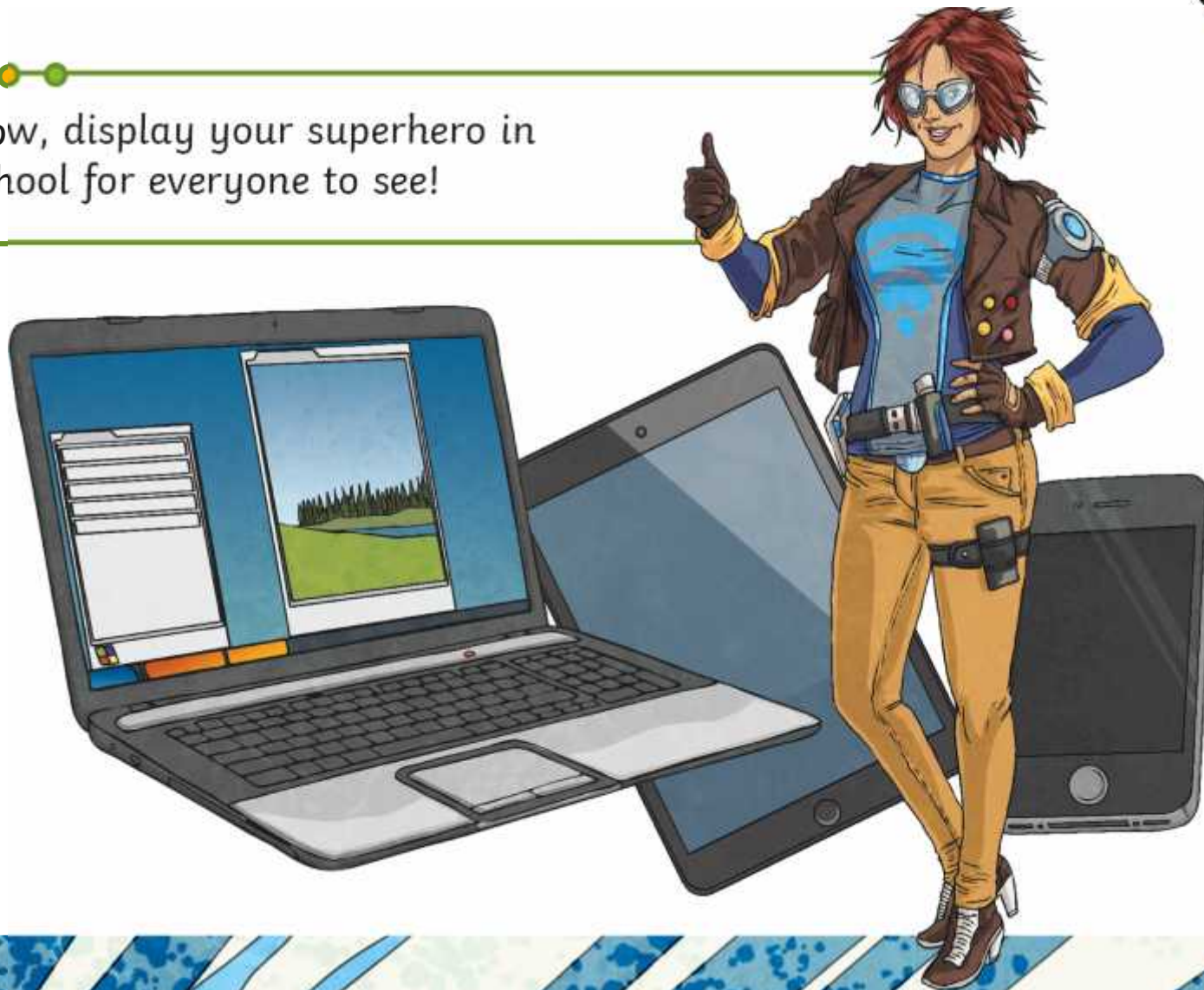
They are always on the lookout to help people with _____



Get the Message!



Now, display your superhero in school for everyone to see!




Aim



- To create an online safety superhero character.

Success Criteria

- I can design a character that represents at least one aspect of online safety.
- I can use what I have learnt about online safety to explain what behaviour my superhero will look for.
- I can apply what I have learnt to write a 'top tip' for online safety.



Aim: To create an online safety superhero character.				Date:					
				Delivered By:			Support:		
Success Criteria	Me	Friend	Teacher	T	PPA	S	I	AL	GP
I can design a character that represents at least one aspect of online safety.				Notes/Evidence					
I can use what I have learnt about online safety to explain what behaviour my superhero will look for.									
I can apply what I have learnt to write a 'top tip' for online safety.									
Next Steps									
) _____									
) _____									

T	Teacher	I	Independent
PPA	Planning, Preparation and Assessment	AL	Adult Led
S	Supply	GP	Guided Practice

Aim: To create an online safety superhero character.				Date:					
				Delivered By:			Support:		
Success Criteria	Me	Friend	Teacher	T	PPA	S	I	AL	GP
I can design a character that represents at least one aspect of online safety.				Notes/Evidence					
I can use what I have learnt about online safety to explain what behaviour my superhero will look for.									
I can apply what I have learnt to write a 'top tip' for online safety.									
Next Steps									
) _____									
) _____									

T	Teacher	I	Independent
PPA	Planning, Preparation and Assessment	AL	Adult Led
S	Supply	GP	Guided Practice



Cyber Superheroes




○ ○ ○

My superhero is called _____

○ ○ ○


They are in charge of _____



○ ○ ○

They will always give you a thumbs up for _____

My number one piece of advice is _____



○ ○ ○

They are always on the lookout to help people with _____




Cyber Superheroes



○○○
My superhero is called _____

○○○
They are in charge of _____ and _____



○○○
They will always give you a thumbs up for _____

and _____

My number one piece of advice is _____



○○○
They are always on the lookout for _____

and _____

What's Important?

Use this sheet to plan the information that you will include in your Cyber Superhero design.

My character is called: _____

<p>Which area(s) of online safety does your superhero help with?</p>	
<p>Which online safety mistakes are they always willing to help with?</p>	
<p>Which responsible online behaviour will they give you the thumbs up for?</p>	
<p>What is their number one piece of advice for staying safe online?</p>	

Online Safety | Cyber Superheroes

To create an online safety superhero character.		
I can design a character that represents at least one aspect of online safety.		
I can use what I have learnt about online safety to explain what behaviour my superhero will look for.		
I can apply what I have learnt to write a 'top tip' for online safety.		

Online Safety | Cyber Superheroes

To create an online safety superhero character.		
I can design a character that represents at least one aspect of online safety.		
I can use what I have learnt about online safety to explain what behaviour my superhero will look for.		
I can apply what I have learnt to write a 'top tip' for online safety.		

Online Safety | Cyber Superheroes

To create an online safety superhero character.		
I can design a character that represents at least one aspect of online safety.		
I can use what I have learnt about online safety to explain what behaviour my superhero will look for.		
I can apply what I have learnt to write a 'top tip' for online safety.		

Online Safety | Cyber Superheroes

To create an online safety superhero character.		
I can design a character that represents at least one aspect of online safety.		
I can use what I have learnt about online safety to explain what behaviour my superhero will look for.		
I can apply what I have learnt to write a 'top tip' for online safety.		

Online Safety | Cyber Superheroes

To create an online safety superhero character.		
I can design a character that represents at least one aspect of online safety.		
I can use what I have learnt about online safety to explain what behaviour my superhero will look for.		
I can apply what I have learnt to write a 'top tip' for online safety.		

Online Safety | Cyber Superheroes

To create an online safety superhero character.		
I can design a character that represents at least one aspect of online safety.		
I can use what I have learnt about online safety to explain what behaviour my superhero will look for.		
I can apply what I have learnt to write a 'top tip' for online safety.		

Online Safety | Cyber Superheroes

To create an online safety superhero character.		
I can design a character that represents at least one aspect of online safety.		
I can use what I have learnt about online safety to explain what behaviour my superhero will look for.		
I can apply what I have learnt to write a 'top tip' for online safety.		

Online Safety | Cyber Superheroes

To create an online safety superhero character.		
I can design a character that represents at least one aspect of online safety.		
I can use what I have learnt about online safety to explain what behaviour my superhero will look for.		
I can apply what I have learnt to write a 'top tip' for online safety.		